

Cross Country Score Sheet

DATE: Thurs, 9-27-18

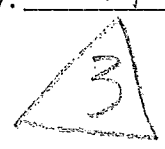
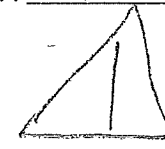
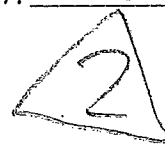
COURSE: JCD

DIVISION: Jr. Hi Girls

MEET: County Meet

DISTANCE: 3K (1.862 mi.)

WEATHER: rainy/cool

Finish Order	Team	GIRLS RUNNER'S NAME	TIME MIN:SEC	TEAM SCORE	
1	Ba	Hanson, Ava	13:15	Team: <u>JCD</u>	
2	Ba	Weiler, Emma	:19	1. <u>8</u>	6. <u>20</u>
3	Ba	Bedel, KayLynn	:20	2. <u>10</u>	7. <u>21</u>
4	Ba	Allgeier, Megan	:28	3. <u>11</u>	
5	Mi	Honneat, Aja	:33	4. <u>12</u>	
6	Mi	Phelps, Alyssa	:37	5. <u>18</u>	
7	Ba	Pohlman, Madelyn	:44	<u>(59)</u>	
8	JCD	Peters, Allene	:46	Total Points	Place
9	Ba	Deputy, Cora	:50	Team: <u>Batesville</u>	
10	JCD	Moorman, Ashlyn	14:22	1. <u>1</u>	6. <u>9</u>
11	JCD	Sullivan, Sophia	:34	2. <u>2</u>	7. <u>14</u>
12	JCD	Kersey, Zeda	:35	3. <u>3</u>	
13	Mi	Tinsley, Mariah	:36	4. <u>4</u>	
14	Ba	Meyer, Josie	:41	5. <u>7</u>	
15	Mi	Potts, Ellie	:44	<u>(17)</u>	
16	Mi	Lillis, Sarah	:45	Total Points	Place
17	Mi	Howeicut, Kelly	:53	Team: <u>S. Ripley</u>	
18	JCD	Minch, Virginia	15:15	1. _____	6. _____
19	Mi	Voss, Emma	:20	2. _____	<u>(NTS)</u>
20	JCD	Karshner, Aliyah	:26	3. _____	
21	Mi		:38	4. _____	
22 21	JCD	Carpenter, Alyssa	:51	5. _____	
23	Ba		17:13	<u>NTS</u>	
24	SR	Dowers, Hailee	20:39	Total Points	Place
25			:	Team: <u>(Milan)</u>	
26			:	1. <u>5</u>	6. <u>17</u>
27			:	2. <u>6</u>	7. <u>19</u>
28			:	3. <u>13</u>	
29			:	4. <u>15</u>	
30			:	5. <u>16</u>	
				<u>(55)</u>	
				Total Points	Place

AGIN

Cross Country Score Sheet

DATE: Thurs. 9-27-18


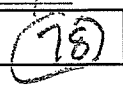






COURSE: JCD

DIVISION: Jr. Hi Boys

MEET: County Meet

DISTANCE: 3K (1.862 mi)

WEATHER: rainy/cool

Finish Order	Team	Boys	RUNNER'S NAME	TIME MIN:SEC	TEAM SCORE		
1	MI		Potts, Auden	11:26	Team: <u>JCD</u>		
2	Ba		Destefano, Luke	:50	1. <u>12</u>	6. <u>22</u>	
3	Ba		Loichinger, Eli	12:00	2. <u>15</u>	7. <u>23</u>	
4	SR		GORRELL, Ryan	:21	3. <u>16</u>		
5	SR		Horten, Auden	:02	4. <u>17</u>		
6	Ba		Chapman, Jake	:05	5. <u>18</u>		
7	Ba		Nicholas, Tacoma	:41			
8	Ba		Sherwood, Will	:43	Total Points		Place
9	Ba		Pride, Cole	:43	Team: <u>Batesville</u>		
10	Ba		Lopez, Emi	:45	1. <u>2</u>	6. <u>9</u>	
11	Ba			:52	2. <u>3</u>	7. <u>10</u>	
12	Ba			13:00	3. <u>6</u>		
18 11	SR		Bradley, Luke	:07	4. <u>7</u>		
14	Ba			:09	5. <u>8</u>		
15	Ba			:16			
16 12	Jcd		Johnson, Marshall	:23	Total Points	Place	
17 13	SR		Asche	:53	Team: <u>S. Ripley</u>		
18 14	MI		Voss, Jackson	:59	1. <u>4</u>	6. <u>24</u>	
19 15	JCD		Horn, Dylan	14:03	2. <u>5</u>	7. <u>25</u>	
20	Ba			:06	3. <u>11</u>		
21 16	JCD		Newhart, Johnny	:12	4. <u>13</u>		
22 17	Jcd		Ricke, Jacob	:35	5. <u>20</u>		
23 18	Jcd		Vaschet, Kayden	:38			
24 19	MI		Ward	:47	Total Points	Place	
25 20	SR		Bradley	:59	Team: <u>Milan</u>		
26 21	MI		Sutherland	15:08	1. <u>1</u>	6. <u> </u>	
27 22	Jcd		Dink, Blake	:13	2. <u>14</u>	7. <u> </u>	
28 23	Jcd		Yoloz, Chaney	:18	3. <u>19</u>		
29 24	SR		Cole	:25	4. <u>21</u>		
30	Ba			:56	5. <u>26</u>		
31 25	SR		Trenton	16:11			
32	Ba			:46	Total Points	Place	
33	Ba			17:05			
34	Ba			19:56			

78

81